

Mini Pop-Up Book!

Create your very own mini pop up book! POP this pocket sized POP-Up Book in your pocket! Share Jesus journey as a refugee with your friends and family!

All you need is



STICKY TAPE OR GLUE

SCISSORS

ACTIVITY SHEETS

To build your Mini Pop-Up Book

Please refer to the numbered diagrams.

- 1 Colour in all the pictures. (If they are already coloured skip this step)
- 2 Cut around the outside of the book template along the line indicated. Remember to cut the line in the middle of the book too.

- 3 Fold the book along the lines.

Push out the middle where the cut is and press book back together.

Your Pop-Up Book is nearly ready!

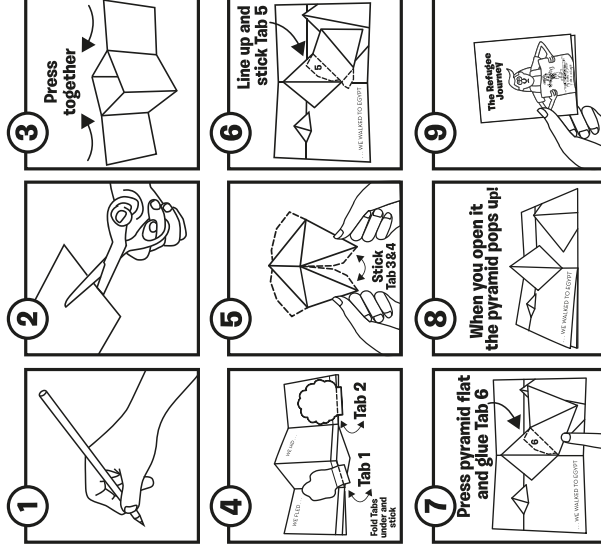
- 4 Time for the fun bit! Cut around Mary & Joseph and the bush along the line indicated. Be careful not to cut off the tabs. Fold along the lines marked. Glue the blank side of Tab 1 and 2. Fold the Tabs under and stick underneath the page so they are hidden.

- 5 Cut out the pyramid around the outside. Again, careful not to cut off the tabs. Stick Tab 3 and 4 together to form the pyramid. Fold Tab 5 and 6 underneath. Looking good!

6. Now glue the coloured side of Tab 5 and line it up with the shape indicated 'Tab 5 Stick Here' at the base of the pyramid.
7. Flatten the pyramid on the right page. It should fit within the edges of the book.

8. Glue Tab 6. Close the book and press down. When you open your booklet the pyramid should pop-up

9. Your Mini Pop-Up Book is ready, enjoy!



While you are at it why not make a handy little book about you! It's great to share your own story with others. Make sure you take time to find out more about your friends too!


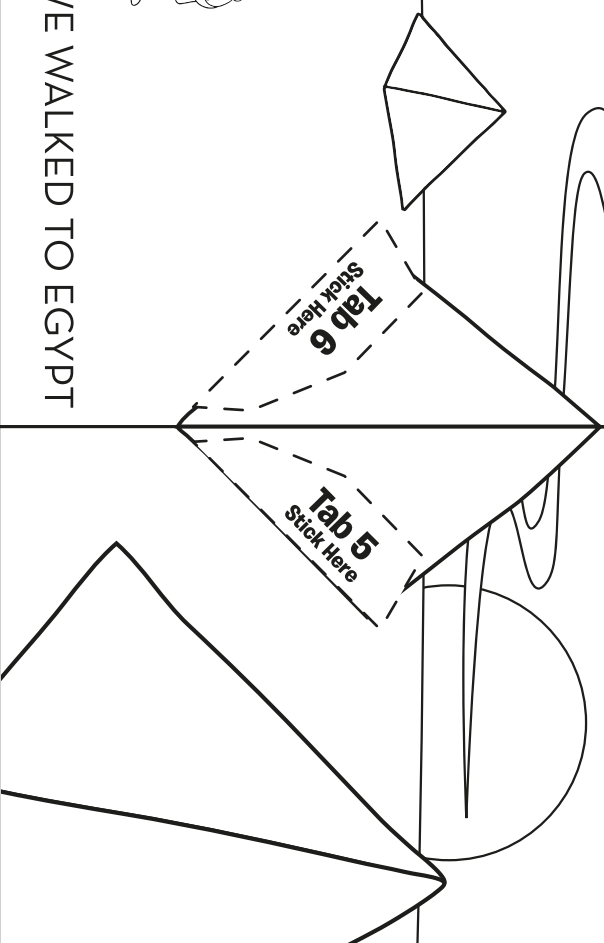





www.lostsheep.com.au

Copyright © 2019 Lost Sheep Resources Pty. Ltd.

Jesus was a Refugee Mini Pop-Up Book

Make a Mini Pop-Up Book!

 <p>... WE WALKED TO EGYPT</p>		 <p>Tab 2 - Fold Under and Stick Here</p>
<p>Refugee Facts</p> <p>In 2018 there were 70 million people including 25 million children who had been forced from their homes.</p> <p>'Do not treat others badly. You yourselves know how it feels to be outsiders. Remember, you were outsiders in Egypt.'</p> <p>Exodus 23:9</p> <p>Do not forget, never forget, Jesus was a refugee.</p> <p>Matthew 2:1-23</p>	<p>The Refugee Journey</p> 	<p>WE HID ...</p>
<p>WE FLED ...</p> 	<p>Tab 1 - Fold Under and Stick Here</p>	<p>Tab 2 - Fold Under and Stick Here</p>

Make a Mini Book About You!



draw a picture	draw a picture	draw a picture	This is my family...
.... this is who I am friends with.	draw a picture	<p>“Thank you God for my family, for my home and for my friends. I pray for refugees who have left their homes. I pray they can make new friends.”</p> <p><i>Do not forget, never forget, Jesus was a refugee.</i></p>	About me by draw a picture of yourself

JESUS

was a Refugee



lost
sheep



www.lostsheep.com.au

Copyright © 2018 Lost Sheep Resources Pty. Ltd.

Jesus was a Refugee colouring 01

Jesus

was a Refugee



www.lostsheep.com.au

Copyright © 2018 Lost Sheep Resources Pty. Ltd.
Jesus was a Refugee maze 03